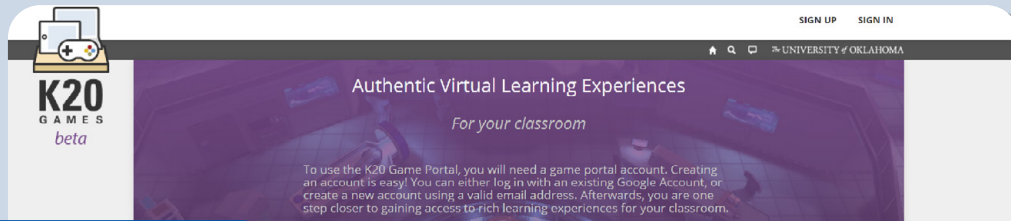


Request an account: k20center.ou.edu/getgames



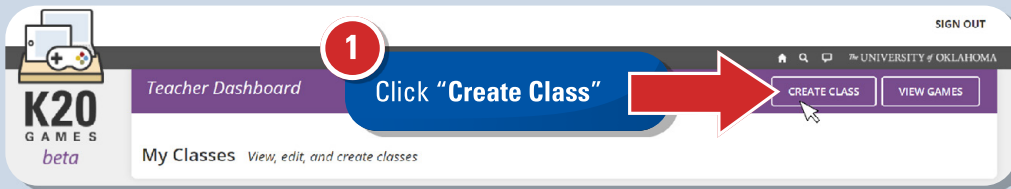
To create an account click "Sign Up"

SIGN UP

If you already have an account click "Sign In"

SIGN IN

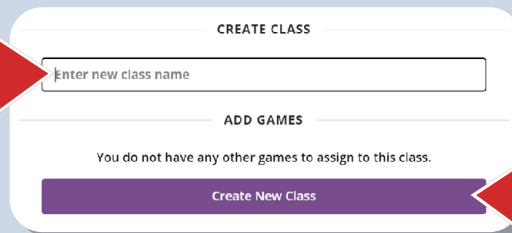
Creating a Class



1 Click "Create Class"

2

Name your class

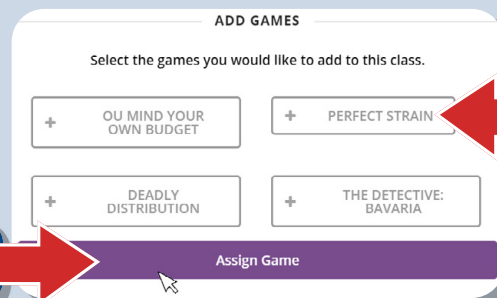


3

Click "Create New Class"

5

Click "Assign Games"

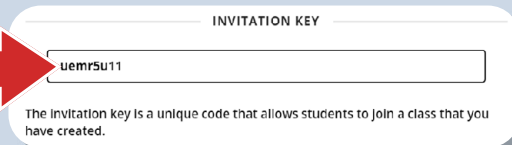


4

All your available games will show up on this list

6

Give this code to your students so they can join your class



Scan the QR code to get access to our games or go to <https://k20center.ou.edu/getgames/>



Game Portal Quick Guide


Invite Students

Have your students enter the invitation key on this page

You must have an invitation code to sign up.

CREATE ACCOUNT




Create a new account using an existing Google Account

 Sign Up with Google
















We highly recommend you use "Sign Up With Google"

View Progress

The Detective: Verona





Click "View Dashboard" to display a students progress

	Mission 1	Mission 2	Mission 3	
Student 1	 0:00	 0:00	 0:00	0/3
Student 2	 6:39	 32:03	 0:00	1/3
Student 3	 0:44	 0:00	 0:00	0/3
Student 4	 3:44	 6:39	 6:51	0/3
Student 5	 10:12	 0:00	 0:00	0/3
	2/10	1/10	1/10	

Download Extras

Click "Teaching Materials" to display all the supplemental materials that are included with each game

Get A Life

Teacher Materials

3-2-1 activity	Reflection questions for Get a Life
Career Cluster Info Sheets	Tables displaying career clusters, paths, and individual careers
Character and Achievement Activity sheet	Character sheet reflection activity, and Get a Life Achievements
Career Lesson Cards	Cards that go with the character sheet activity
Game Portal User's Guide	How to use the Game Portal.
Get a Life Teacher's Guide	How to use and integrate Get a Life into your classroom.

Scan the QR code to get access to our games or go to <https://k20center.ou.edu/getgames/>



To access your account, go to gameportal.k20center.ou.edu