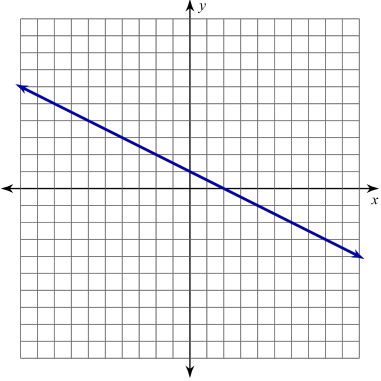
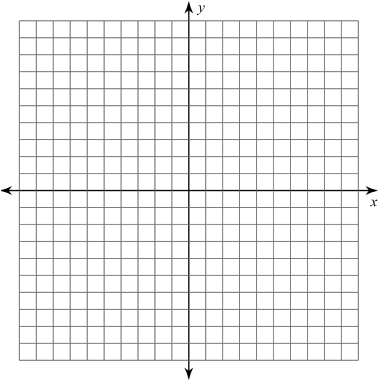
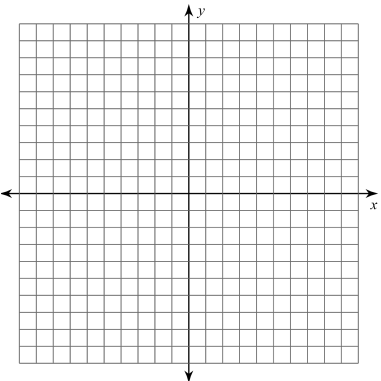
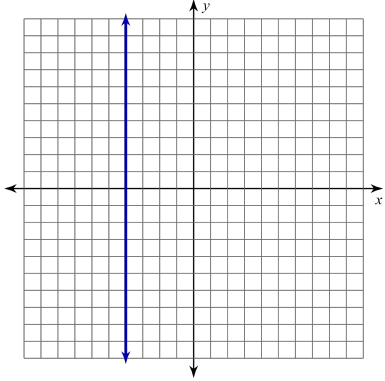
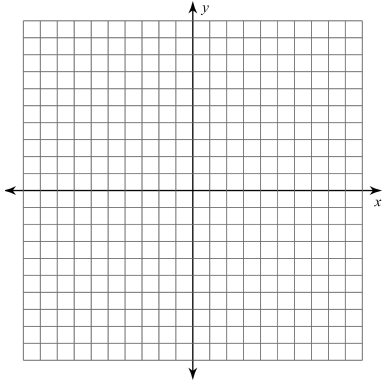
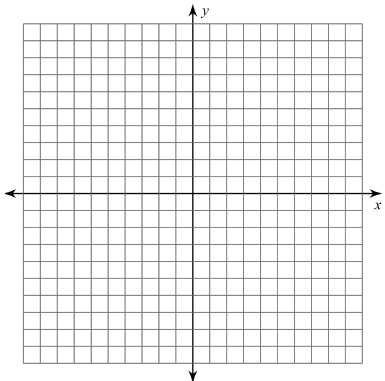


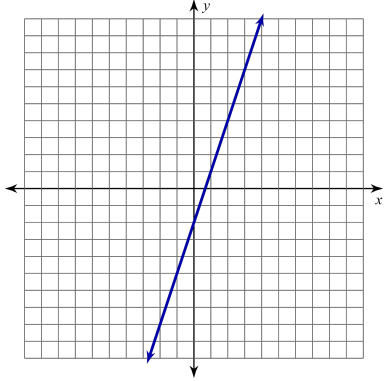
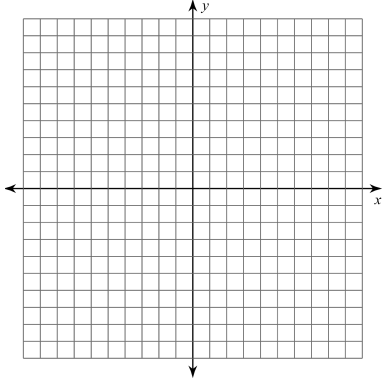
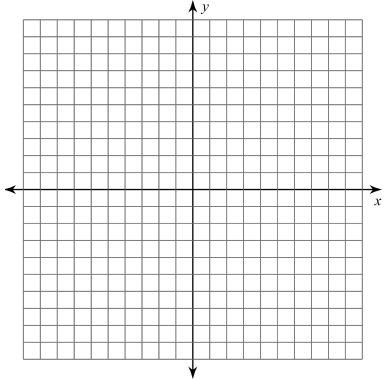
# DATOS DE VUELO: 1ª COLECCIÓN

Gráfico: Capitán de Vuelo	Ecuación	Tabla												
		<table border="1" data-bbox="1138 394 1391 772"> <thead> <tr> <th><math>x</math></th> <th><math>y</math></th> </tr> </thead> <tbody> <tr><td> </td><td> </td></tr> <tr><td> </td><td> </td></tr> <tr><td> </td><td> </td></tr> <tr><td> </td><td> </td></tr> <tr><td> </td><td> </td></tr> </tbody> </table>	$x$	$y$										
$x$	$y$													
Gráfico	Ecuación: Primer Oficial	Tabla												
	$y = -\frac{1}{2}x + 1$	<table border="1" data-bbox="1138 928 1391 1306"> <thead> <tr> <th><math>x</math></th> <th><math>y</math></th> </tr> </thead> <tbody> <tr><td> </td><td> </td></tr> <tr><td> </td><td> </td></tr> <tr><td> </td><td> </td></tr> <tr><td> </td><td> </td></tr> <tr><td> </td><td> </td></tr> </tbody> </table>	$x$	$y$										
$x$	$y$													
Gráfico	Ecuación	Tabla: Ingeniero de Vuelo												
		<table border="1" data-bbox="1138 1461 1391 1839"> <thead> <tr> <th><math>x</math></th> <th><math>y</math></th> </tr> </thead> <tbody> <tr><td>-2</td><td>2</td></tr> <tr><td>0</td><td>1</td></tr> <tr><td>2</td><td>0</td></tr> <tr><td>4</td><td>-1</td></tr> <tr><td>6</td><td>-2</td></tr> </tbody> </table>	$x$	$y$	-2	2	0	1	2	0	4	-1	6	-2
$x$	$y$													
-2	2													
0	1													
2	0													
4	-1													
6	-2													

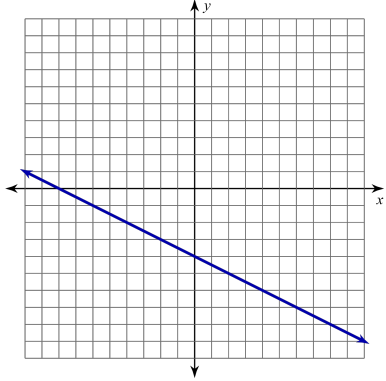
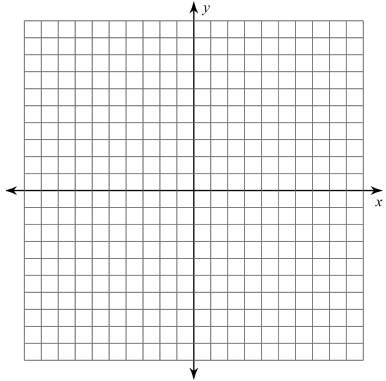
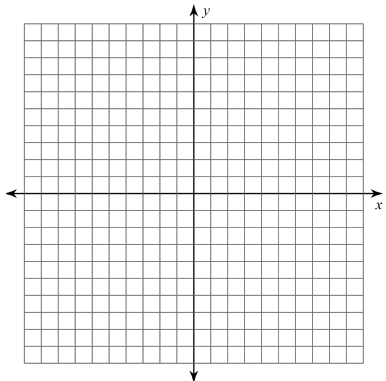
## DATOS DE VUELO: 2ª COLECCIÓN

Gráfico: Capitán de Vuelo	Ecuación	Tabla												
		<table border="1" data-bbox="1138 394 1393 772"> <thead> <tr> <th><math>x</math></th> <th><math>y</math></th> </tr> </thead> <tbody> <tr><td> </td><td> </td></tr> <tr><td> </td><td> </td></tr> <tr><td> </td><td> </td></tr> <tr><td> </td><td> </td></tr> <tr><td> </td><td> </td></tr> </tbody> </table>	$x$	$y$										
$x$	$y$													
Gráfico	Ecuación: Primer Oficial	Tabla												
	$x = -4$	<table border="1" data-bbox="1138 928 1393 1306"> <thead> <tr> <th><math>x</math></th> <th><math>y</math></th> </tr> </thead> <tbody> <tr><td> </td><td> </td></tr> <tr><td> </td><td> </td></tr> <tr><td> </td><td> </td></tr> <tr><td> </td><td> </td></tr> <tr><td> </td><td> </td></tr> </tbody> </table>	$x$	$y$										
$x$	$y$													
Gráfico	Ecuación	Tabla: Ingeniero de Vuelo												
		<table border="1" data-bbox="1138 1461 1393 1839"> <thead> <tr> <th><math>x</math></th> <th><math>y</math></th> </tr> </thead> <tbody> <tr><td>-4</td><td>-7</td></tr> <tr><td>-4</td><td>-4</td></tr> <tr><td>-4</td><td>-1</td></tr> <tr><td>-4</td><td>2</td></tr> <tr><td>-4</td><td>5</td></tr> </tbody> </table>	$x$	$y$	-4	-7	-4	-4	-4	-1	-4	2	-4	5
$x$	$y$													
-4	-7													
-4	-4													
-4	-1													
-4	2													
-4	5													

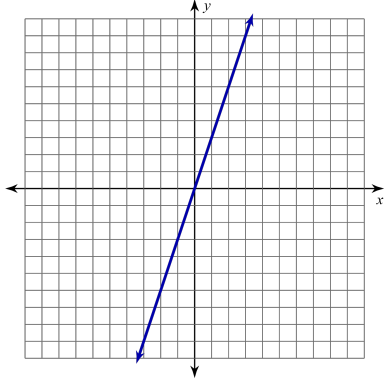
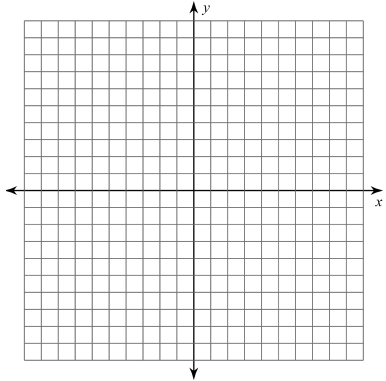
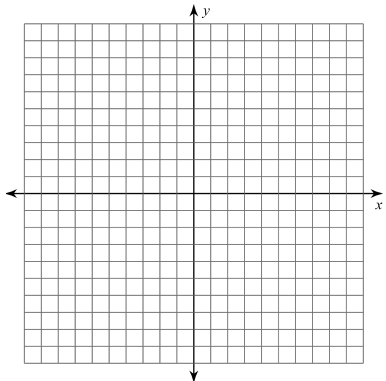
# DATOS DE VUELO: 3ª COLECCIÓN

Gráfico: Capitán de Vuelo	Ecuación	Tabla												
		<table border="1"> <thead> <tr> <th data-bbox="1138 394 1265 457"><math>x</math></th> <th data-bbox="1265 394 1391 457"><math>y</math></th> </tr> </thead> <tbody> <tr><td> </td><td> </td></tr> <tr><td> </td><td> </td></tr> <tr><td> </td><td> </td></tr> <tr><td> </td><td> </td></tr> <tr><td> </td><td> </td></tr> </tbody> </table>	$x$	$y$										
$x$	$y$													
Gráfico	Ecuación: Primer Oficial	Tabla												
	$-3x + y = -2$	<table border="1"> <thead> <tr> <th data-bbox="1138 930 1265 993"><math>x</math></th> <th data-bbox="1265 930 1391 993"><math>y</math></th> </tr> </thead> <tbody> <tr><td> </td><td> </td></tr> <tr><td> </td><td> </td></tr> <tr><td> </td><td> </td></tr> <tr><td> </td><td> </td></tr> <tr><td> </td><td> </td></tr> </tbody> </table>	$x$	$y$										
$x$	$y$													
Gráfico	Ecuación	Tabla: Ingeniero de Vuelo												
		<table border="1"> <thead> <tr> <th data-bbox="1138 1465 1265 1528"><math>x</math></th> <th data-bbox="1265 1465 1391 1528"><math>y</math></th> </tr> </thead> <tbody> <tr><td>-1</td><td>-5</td></tr> <tr><td>0</td><td>-2</td></tr> <tr><td>1</td><td>1</td></tr> <tr><td>2</td><td>4</td></tr> <tr><td>3</td><td>7</td></tr> </tbody> </table>	$x$	$y$	-1	-5	0	-2	1	1	2	4	3	7
$x$	$y$													
-1	-5													
0	-2													
1	1													
2	4													
3	7													

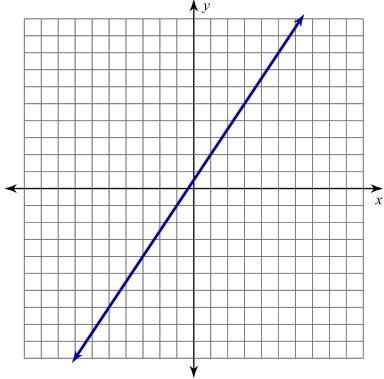
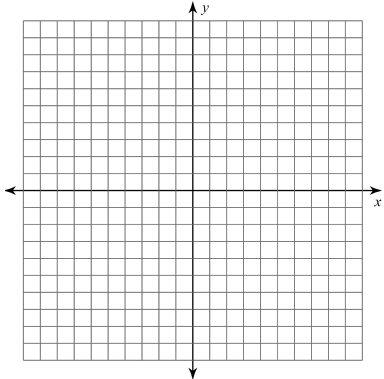
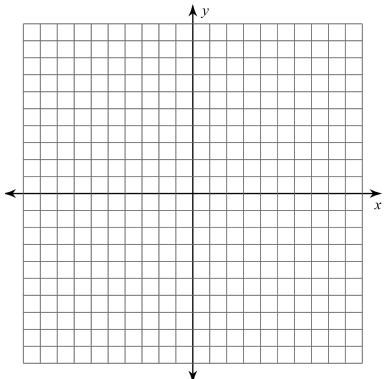
## DATOS DE VUELO: 4<sup>A</sup> COLECCIÓN

Gráfico: Capitán de Vuelo	Ecuación	Tabla												
		<table border="1" data-bbox="1138 394 1393 772"> <thead> <tr> <th><math>x</math></th> <th><math>y</math></th> </tr> </thead> <tbody> <tr><td> </td><td> </td></tr> <tr><td> </td><td> </td></tr> <tr><td> </td><td> </td></tr> <tr><td> </td><td> </td></tr> <tr><td> </td><td> </td></tr> </tbody> </table>	$x$	$y$										
$x$	$y$													
Gráfico	Ecuación: Primer Oficial	Tabla												
	$y = -\frac{1}{2}x - 4$	<table border="1" data-bbox="1138 928 1393 1306"> <thead> <tr> <th><math>x</math></th> <th><math>y</math></th> </tr> </thead> <tbody> <tr><td> </td><td> </td></tr> <tr><td> </td><td> </td></tr> <tr><td> </td><td> </td></tr> <tr><td> </td><td> </td></tr> <tr><td> </td><td> </td></tr> </tbody> </table>	$x$	$y$										
$x$	$y$													
Gráfico	Ecuación	Tabla: Ingeniero de Vuelo												
		<table border="1" data-bbox="1138 1461 1393 1839"> <thead> <tr> <th><math>x</math></th> <th><math>y</math></th> </tr> </thead> <tbody> <tr><td>2</td><td>-5</td></tr> <tr><td>4</td><td>-6</td></tr> <tr><td>6</td><td>-7</td></tr> <tr><td>8</td><td>-8</td></tr> <tr><td>10</td><td>-9</td></tr> </tbody> </table>	$x$	$y$	2	-5	4	-6	6	-7	8	-8	10	-9
$x$	$y$													
2	-5													
4	-6													
6	-7													
8	-8													
10	-9													

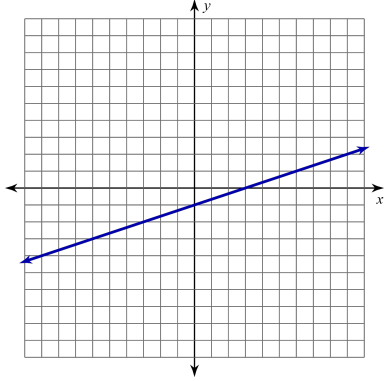
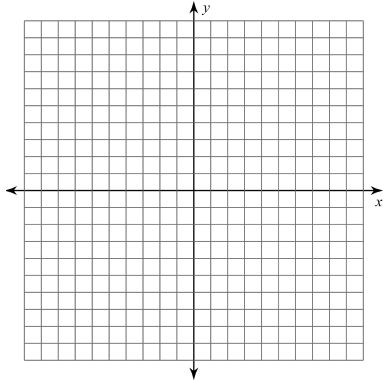
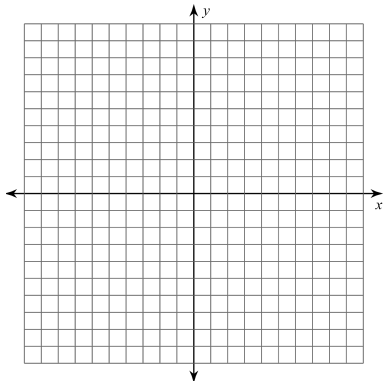
## DATOS DE VUELO: 5ª COLECCIÓN

Gráfico: Capitán de Vuelo	Ecuación	Tabla												
		<table border="1" data-bbox="1140 394 1393 772"> <thead> <tr> <th><math>x</math></th> <th><math>y</math></th> </tr> </thead> <tbody> <tr><td> </td><td> </td></tr> <tr><td> </td><td> </td></tr> <tr><td> </td><td> </td></tr> <tr><td> </td><td> </td></tr> <tr><td> </td><td> </td></tr> </tbody> </table>	$x$	$y$										
$x$	$y$													
Gráfico	Ecuación: Primer Oficial	Tabla												
	$y - 3 = 3(x - 1)$	<table border="1" data-bbox="1140 928 1393 1306"> <thead> <tr> <th><math>x</math></th> <th><math>y</math></th> </tr> </thead> <tbody> <tr><td> </td><td> </td></tr> <tr><td> </td><td> </td></tr> <tr><td> </td><td> </td></tr> <tr><td> </td><td> </td></tr> <tr><td> </td><td> </td></tr> </tbody> </table>	$x$	$y$										
$x$	$y$													
Gráfico	Ecuación	Tabla: Ingeniero de Vuelo												
		<table border="1" data-bbox="1140 1461 1393 1839"> <thead> <tr> <th><math>x</math></th> <th><math>y</math></th> </tr> </thead> <tbody> <tr><td>-1</td><td>-3</td></tr> <tr><td>0</td><td>0</td></tr> <tr><td>1</td><td>3</td></tr> <tr><td>2</td><td>6</td></tr> <tr><td>3</td><td>9</td></tr> </tbody> </table>	$x$	$y$	-1	-3	0	0	1	3	2	6	3	9
$x$	$y$													
-1	-3													
0	0													
1	3													
2	6													
3	9													

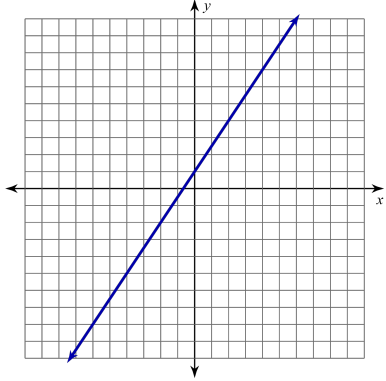
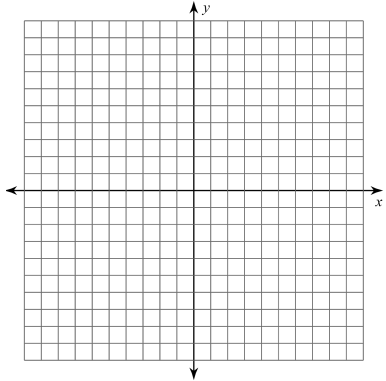
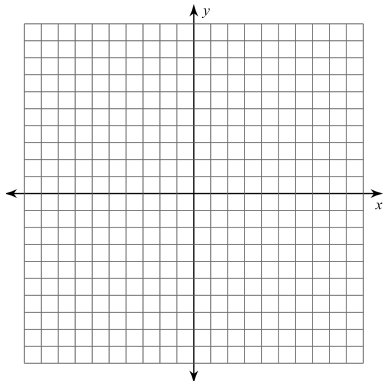
# DATOS DE VUELO: 6<sup>A</sup> COLECCIÓN

Gráfico: Capitán de Vuelo	Ecuación	Tabla												
		<table border="1"> <thead> <tr> <th data-bbox="1138 394 1265 457"><math>x</math></th> <th data-bbox="1265 394 1391 457"><math>y</math></th> </tr> </thead> <tbody> <tr><td> </td><td> </td></tr> <tr><td> </td><td> </td></tr> <tr><td> </td><td> </td></tr> <tr><td> </td><td> </td></tr> <tr><td> </td><td> </td></tr> </tbody> </table>	$x$	$y$										
$x$	$y$													
Gráfico	Ecuación: Primer Oficial	Tabla												
	$y - 2 = \frac{3}{2}(x - 1)$	<table border="1"> <thead> <tr> <th data-bbox="1138 928 1265 991"><math>x</math></th> <th data-bbox="1265 928 1391 991"><math>y</math></th> </tr> </thead> <tbody> <tr><td> </td><td> </td></tr> <tr><td> </td><td> </td></tr> <tr><td> </td><td> </td></tr> <tr><td> </td><td> </td></tr> <tr><td> </td><td> </td></tr> </tbody> </table>	$x$	$y$										
$x$	$y$													
Gráfico	Ecuación	Tabla: Ingeniero de Vuelo												
		<table border="1"> <thead> <tr> <th data-bbox="1138 1461 1265 1524"><math>x</math></th> <th data-bbox="1265 1461 1391 1524"><math>y</math></th> </tr> </thead> <tbody> <tr><td>-5</td><td>-7</td></tr> <tr><td>-3</td><td>-4</td></tr> <tr><td>-1</td><td>-1</td></tr> <tr><td>1</td><td>2</td></tr> <tr><td>3</td><td>5</td></tr> </tbody> </table>	$x$	$y$	-5	-7	-3	-4	-1	-1	1	2	3	5
$x$	$y$													
-5	-7													
-3	-4													
-1	-1													
1	2													
3	5													

# DATOS DE VUELO: 7<sup>A</sup> COLECCIÓN

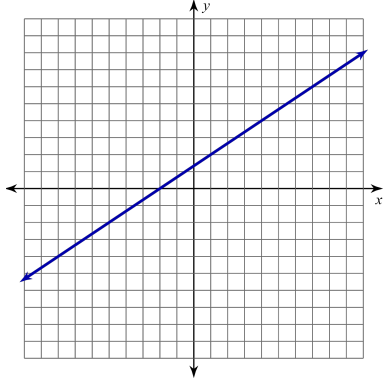
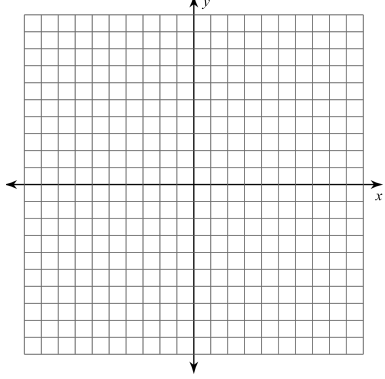
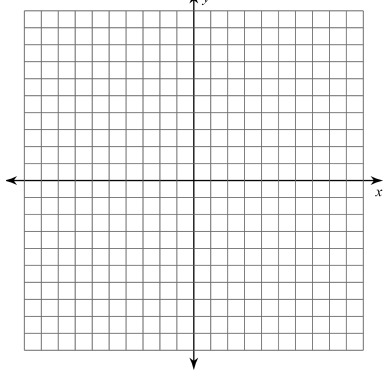
Gráfico: Capitán de Vuelo	Ecuación	Tabla												
		<table border="1" data-bbox="1140 394 1393 772"> <thead> <tr> <th><math>x</math></th> <th><math>y</math></th> </tr> </thead> <tbody> <tr><td> </td><td> </td></tr> <tr><td> </td><td> </td></tr> <tr><td> </td><td> </td></tr> <tr><td> </td><td> </td></tr> <tr><td> </td><td> </td></tr> </tbody> </table>	$x$	$y$										
$x$	$y$													
Gráfico	Ecuación: Primer Oficial	Tabla												
	$x - 3y = 3$	<table border="1" data-bbox="1140 928 1393 1306"> <thead> <tr> <th><math>x</math></th> <th><math>y</math></th> </tr> </thead> <tbody> <tr><td> </td><td> </td></tr> <tr><td> </td><td> </td></tr> <tr><td> </td><td> </td></tr> <tr><td> </td><td> </td></tr> <tr><td> </td><td> </td></tr> </tbody> </table>	$x$	$y$										
$x$	$y$													
Gráfico	Ecuación	Tabla: Ingeniero de Vuelo												
		<table border="1" data-bbox="1140 1461 1393 1839"> <thead> <tr> <th><math>x</math></th> <th><math>y</math></th> </tr> </thead> <tbody> <tr><td>-6</td><td>-3</td></tr> <tr><td>-3</td><td>-2</td></tr> <tr><td>0</td><td>-1</td></tr> <tr><td>3</td><td>0</td></tr> <tr><td>6</td><td>1</td></tr> </tbody> </table>	$x$	$y$	-6	-3	-3	-2	0	-1	3	0	6	1
$x$	$y$													
-6	-3													
-3	-2													
0	-1													
3	0													
6	1													

## DATOS DE VUELO: 8<sup>A</sup> COLECCIÓN

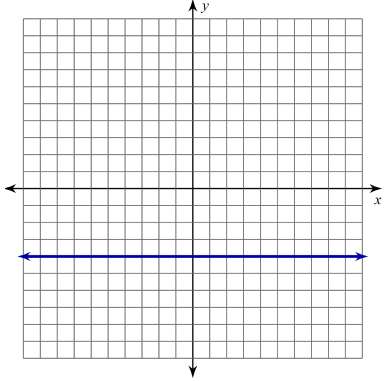
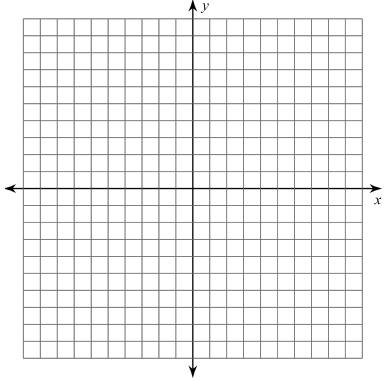
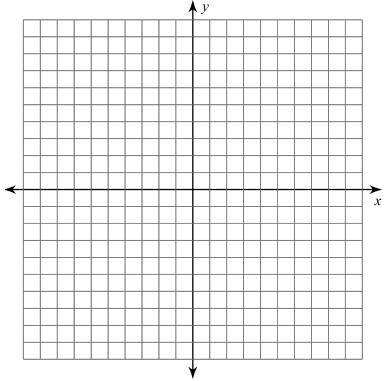
Gráfico: Capitán de Vuelo	Ecuación	Tabla												
		<table border="1" data-bbox="1138 394 1390 772"> <thead> <tr> <th><math>x</math></th> <th><math>y</math></th> </tr> </thead> <tbody> <tr><td> </td><td> </td></tr> <tr><td> </td><td> </td></tr> <tr><td> </td><td> </td></tr> <tr><td> </td><td> </td></tr> <tr><td> </td><td> </td></tr> </tbody> </table>	$x$	$y$										
$x$	$y$													
Gráfico	Ecuación: Primer Oficial	Tabla												
	$y = \frac{3}{2}x + 1$	<table border="1" data-bbox="1138 928 1390 1306"> <thead> <tr> <th><math>x</math></th> <th><math>y</math></th> </tr> </thead> <tbody> <tr><td> </td><td> </td></tr> <tr><td> </td><td> </td></tr> <tr><td> </td><td> </td></tr> <tr><td> </td><td> </td></tr> <tr><td> </td><td> </td></tr> </tbody> </table>	$x$	$y$										
$x$	$y$													
Gráfico	Ecuación	Tabla: Ingeniero de Vuelo												
		<table border="1" data-bbox="1138 1461 1390 1839"> <thead> <tr> <th><math>x</math></th> <th><math>y</math></th> </tr> </thead> <tbody> <tr><td>-6</td><td>-8</td></tr> <tr><td>-4</td><td>-5</td></tr> <tr><td>-2</td><td>-2</td></tr> <tr><td>0</td><td>1</td></tr> <tr><td>2</td><td>4</td></tr> </tbody> </table>	$x$	$y$	-6	-8	-4	-5	-2	-2	0	1	2	4
$x$	$y$													
-6	-8													
-4	-5													
-2	-2													
0	1													
2	4													



## DATOS DE VUELO: 9<sup>A</sup> COLECCIÓN

Gráfico: Capitán de Vuelo	Ecuación	Tabla												
		<table border="1"> <thead> <tr> <th data-bbox="1138 394 1263 457"><math>x</math></th> <th data-bbox="1263 394 1388 457"><math>y</math></th> </tr> </thead> <tbody> <tr><td> </td><td> </td></tr> <tr><td> </td><td> </td></tr> <tr><td> </td><td> </td></tr> <tr><td> </td><td> </td></tr> <tr><td> </td><td> </td></tr> </tbody> </table>	$x$	$y$										
$x$	$y$													
Gráfico	Ecuación: Primer Oficial	Tabla												
	$y - 2 = \frac{2}{3}(x - 1)$	<table border="1"> <thead> <tr> <th data-bbox="1138 934 1263 997"><math>x</math></th> <th data-bbox="1263 934 1388 997"><math>y</math></th> </tr> </thead> <tbody> <tr><td> </td><td> </td></tr> <tr><td> </td><td> </td></tr> <tr><td> </td><td> </td></tr> <tr><td> </td><td> </td></tr> <tr><td> </td><td> </td></tr> </tbody> </table>	$x$	$y$										
$x$	$y$													
Gráfico	Ecuación	Tabla: Ingeniero de Vuelo												
		<table border="1"> <thead> <tr> <th data-bbox="1138 1474 1263 1537"><math>x</math></th> <th data-bbox="1263 1474 1388 1537"><math>y</math></th> </tr> </thead> <tbody> <tr><td>-5</td><td>-2</td></tr> <tr><td>-2</td><td>0</td></tr> <tr><td>1</td><td>2</td></tr> <tr><td>4</td><td>4</td></tr> <tr><td>7</td><td>6</td></tr> </tbody> </table>	$x$	$y$	-5	-2	-2	0	1	2	4	4	7	6
$x$	$y$													
-5	-2													
-2	0													
1	2													
4	4													
7	6													

# DATOS DE VUELO: 10<sup>A</sup> COLECCIÓN

Gráfico: Capitán de Vuelo	Ecuación	Tabla												
		<table border="1"> <thead> <tr> <th><math>x</math></th> <th><math>y</math></th> </tr> </thead> <tbody> <tr><td> </td><td> </td></tr> <tr><td> </td><td> </td></tr> <tr><td> </td><td> </td></tr> <tr><td> </td><td> </td></tr> <tr><td> </td><td> </td></tr> </tbody> </table>	$x$	$y$										
$x$	$y$													
Gráfico	Ecuación: Primer Oficial	Tabla												
	$y = -4$	<table border="1"> <thead> <tr> <th><math>x</math></th> <th><math>y</math></th> </tr> </thead> <tbody> <tr><td> </td><td> </td></tr> <tr><td> </td><td> </td></tr> <tr><td> </td><td> </td></tr> <tr><td> </td><td> </td></tr> <tr><td> </td><td> </td></tr> </tbody> </table>	$x$	$y$										
$x$	$y$													
Gráfico	Ecuación	Tabla: Ingeniero de Vuelo												
		<table border="1"> <thead> <tr> <th><math>x</math></th> <th><math>y</math></th> </tr> </thead> <tbody> <tr> <td>-7</td> <td>-4</td> </tr> <tr> <td>-4</td> <td>-4</td> </tr> <tr> <td>-1</td> <td>-4</td> </tr> <tr> <td>2</td> <td>-4</td> </tr> <tr> <td>5</td> <td>-4</td> </tr> </tbody> </table>	$x$	$y$	-7	-4	-4	-4	-1	-4	2	-4	5	-4
$x$	$y$													
-7	-4													
-4	-4													
-1	-4													
2	-4													
5	-4													