

Budgeting Your City





CONTENTS

<u>Understanding Your City</u> _____	3
Materials	
Instructions	
Activity 1: Comparing Budgets _____	5
Activity 2: Create Your Own Budget _____	7
What? So What? Now What? _____	11
Extend _____	13
Sources _____	14

Understanding Your City

When you drive through your city or town, do you notice parks, police and fire stations, and schools? Those are there because they are funded by people like your parents, guardians, or other family members. Funds must be budgeted and spread out across the city. This is one of the jobs that workers such as mayors, city managers, and city council members must address. For city governments, a budget means a plan for how resources and money will be used. Managing a city budget is a key part of this career cluster because how money is spent affects everyone. Whether it's a public park that you visit during summer break, the library where you check out books, or the streets that you ride your bike on, these are all public property and get funded by the city budget!

No matter which government and public administration job you hold, it's important to understand how budgets work. It's also important to realize that different cities use their resources differently and to familiarize yourself with how your city uses its funds. For these activities, you will use Oklahoma City's budgets, but we encourage you to research your own city's budget and compare the two!





Materials

- Oklahoma City 2019 Parks and Recreation Budget (<https://tinyurl.com/OKCparks19>; optional)
- Oklahoma City 2020 Parks and Recreation Budget (<https://tinyurl.com/OKCparks20>; optional)
- Sheet of paper (optional)
- Pen or pencil (optional)
- Calculator
- Internet access

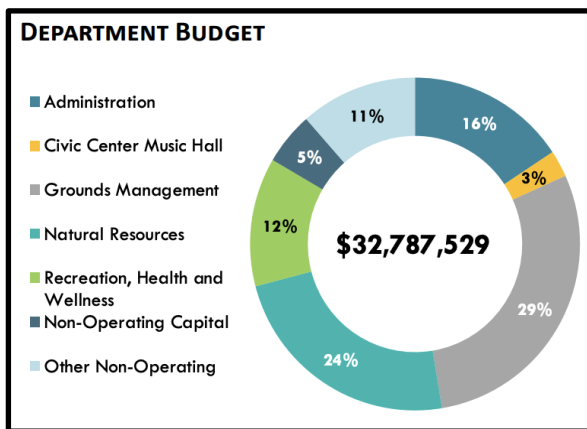
Instructions

1. Compare Oklahoma City's 2019 and 2020 Parks and Recreation budgets.
2. Create your own budget.
3. Research more careers in the government career cluster.
4. Check out Oklahoma's Association of Student Councils website.

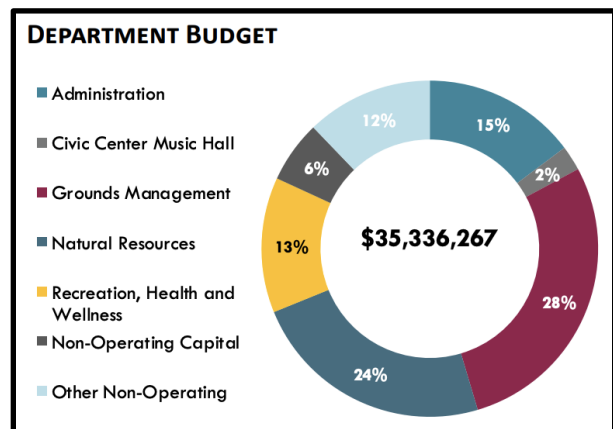
Activity #1: Comparing Budgets

For this activity, you will be looking at the 2019 and 2020 Oklahoma City Parks and Recreation budgets to see how funds were distributed each year and compare the similarities and differences. Because parks are public property, understanding how cities budget for them is key.

Using the two graphs below, answer the questions that follow either in the space provided or on a separate sheet of paper. For reference, the 2019 budget can be found here: tinyurl.com/OKCparks19, and the 2020 budget can be found here: tinyurl.com/OKCparks20.



Oklahoma City 2019 Department Budget



Oklahoma City 2020 Department Budget

- Compare and contrast the 2019 and 2020 budgets. Use the questions below to guide you.
 - How did the Department budgets change from 2019 to 2020?
 - How have the percentages changed between the two years?
 - How do you think the changes in Oklahoma City's budget affect the parks?



2. Look at the image below—how does the actual 2019 spending compare to the 2019 budget chart above? What stands out from the breakdown chart?

2019 Budget vs Actual Spending Breakdown

Category	2019 Budget Amount	Percentage	2019 Amount Spent	Percentage
Administration	\$5,246,004.64	16%	\$4,807,336	17.9%
Civic Center	\$983,625.87	3%	\$889,681	3.3%
Grounds Management	\$9,508,383.41	29%	\$8,024,494	29.8%
Natural Resources	\$7,869,006.96	24%	\$8,412,052	31.3%
Rec, Health and Wellness	\$3,934,503.48	12%	\$4,196,119	15.6%
Non-Operating Capital	\$1,639,376.45	5%	\$220,154	0.8%
Other Non-Operating	\$3,606,628.19	11%	\$336,659	1.2%
Totals	\$32,787,529	100%	\$26,886,495	100%

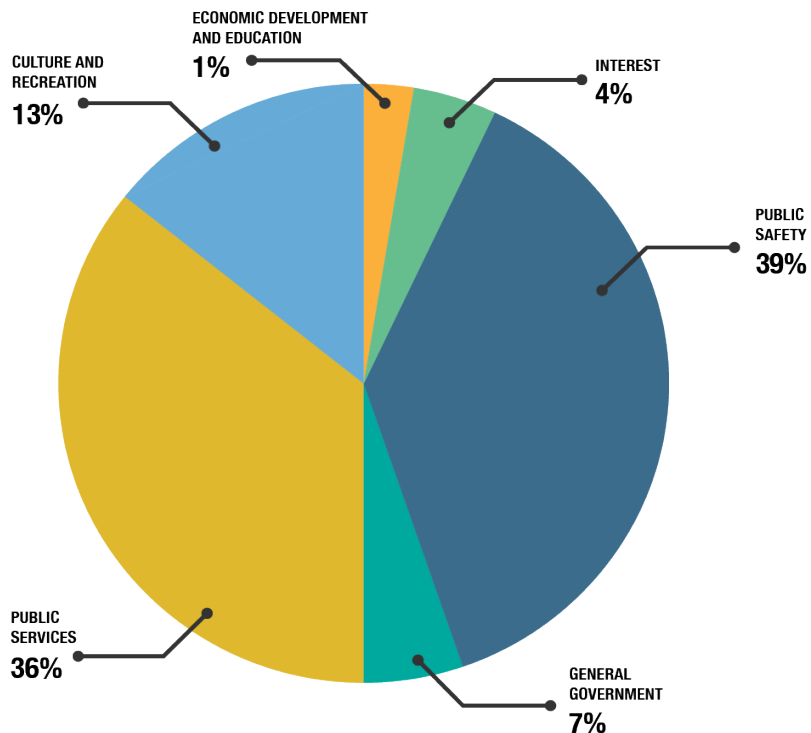
Remember, the “**2019 Budget Amount**” is the amount that was set aside to spend on parks and recreation, and the “**2019 Amount Spent**” is what was actually spent. Use the questions below to help guide your answers.

- How do the percentages compare from 2019’s budgeted amount to 2019’s amount spent?
- How did the total spent compare to the amount budgeted?

Activity #2: Create Your Own Budget

Knowing how a budget works is an important part of the process, but knowing how to create one is even more important. Now that you have seen how Oklahoma City maps out its Parks and Recreation budget, try creating your own budget. For this activity, you will act as the Oklahoma City mayor who has been tasked with helping to create the 2020 and 2021 expense budgets. Below is an example of how you will create these budgets.

FUNCTIONAL EXPENSES



The graphic above shows Oklahoma City’s 2019 functional government expenses, which are the expenses that the government spends on public services. To complete this activity, fill in the tables that follow to create a similar budget. Using your calculator, break down each expense by percentage and total amount per category. Then, explain why you gave more, less, or an equal amount in your new budget compared to the previous year.



Sample Table of 2019's Expenses

Category	Total Amount	Percentage
Culture and Recreation	\$104,738.53 = (805681 x .13)	13%
Economic Development and Education	\$8,056.81 = (805681 x .01)	1%
General Government	\$56,397.67 = (805681 x .07)	7%
Interest	\$32,227.24 = (805681 x .04)	4%
Public Safety	\$314,215.59 = (805681 x .39)	39%
Public Services	\$290,045.16 = (805681 x .36)	36%
Totals	\$805,681	100%

Explanation of "Sample Table of 2019's Expenses": Oklahoma City spent 13% of its budget on Culture and Recreation in 2019. Because we know the total amount spent in 2019 was \$805,681, we can calculate the total amount per category. To do this, take the percentage per category and move the decimal point two places to the left (13% = .13, 1% = .01, etc.). Then, multiply the total amount by the decimal value. Use the sample table for help.

Example 1

For your first example, the Oklahoma City government is expecting to spend \$900,000 in 2020. Break down how you should divide the funds and explain your choices. Start by thinking about the percentages that you think each category needs (i.e. Public Safety needs 35% of the budget). If you need help getting the total dollar amount per category, multiply the percentage by the total amount spent (i.e. 35% = .35 x 900,000). So if you wanted Public Safety to receive 35% of the total amount spent, the dollar amount would be .35 x 900,000 = \$315,000.



2020 Expense Budget

Category	Total Amount	Percentage	Explanation
Culture and Recreation			
Economic Development and Education			
General Government			
Interest			
Public Safety	<i>Example: 315,000 = (900000x.35)</i>	35% (.35)	<i>Example explanation: With the increased budget we can move money to other needs without cutting total public safety money.</i>
Public Services			
Total	\$900,000	100%	Total amount that OKC spent in 2020 (example)



Category Key

Culture and Recreation: Museums, parks, public libraries

Economic Development and Education: Job creation, small business continuity program, educational improvement

General Government: City Manager’s Office, the Office of Mayor and Council, Finance Department, Human Resources Department, the General Services Department, etc.

Interest: Payment on debts, loans, and bonds

Public Safety: Law Enforcement and Fire Departments

Public Services: Courts, public buildings, public transportation, environmental protection

Example 2

Oh, no! In 2020 Oklahoma City was hit with a pandemic and didn’t earn as much revenue as it did in years past. Due to this decline, the government isn’t able to spend as much money. Oklahoma City can spend only \$700,000 for 2021. Calculate your expenses below, and explain any changes in funding because of the pandemic. Remember to explain your 2021 budget choices compared to the 2020 Expense Budget table that you completed previously.

2021 Expense Budget

Category	Total Amount	Percentage	Explanation
Culture and Recreation			
Economic Development and Education			
General Government			



Interest			
Public Safety	<i>Example: \$210,000 = (700000x.30)</i>	<i>30%(.30)</i>	<i>Due to the pandemic, funds were needed to be saved for other categories, like education to help public schools.</i>
Public Services			
Total	\$700,000	100%	Total expected spent in 2021

What? So What? Now What?

Now that you have taken a deeper dive into how city and department budgets work, let's think about what you learned, why it's important, and what to do next. Either print the What? So What? Now What? page below, or label each of these sections on a sheet of paper.

Materials

- What? So What? Now What? Page or a separate sheet of paper
- Something to write with (optional)

Instructions

1. In the **What?** box, explain what you did in the two activities.
2. In the **So What?** box, describe why you did these activities, why it's important for you to understand city budgets, and why this job matters.
3. In the **Now What?** box, consider what you can do next with this new information. How does this budget compare to your city's? (if you don't live in Oklahoma City, research how your city budgets spending).



What?

So What?

--	--

Now What?

--



Extend

Understanding how cities budget their money is just one small piece of the Government and Public Administration career cluster. To learn more about the different types of Government careers, you can visit MyNextMove's Government section: tinyurl.com/MNMGovernment.

Cities budget their spending differently, so find your city's budget by searching online for your city and the year's budget. Below are links to the budgets for some major cities in Oklahoma.

Norman: tinyurl.com/NormanBudget

Edmond: tinyurl.com/EdmondBudget

Ardmore: tinyurl.com/ArdmoreBudget

Tulsa: tinyurl.com/TulsaBudget

High School Student Council

If you are in high school and want to get more involved in hands-on government or civic activities, check out Oklahoma's Association of Student Councils' website, found here: www.oascok.org. You can learn more about student council organizations and gather information about state competition conventions. Check the "Districts" tab to see whether your high school has a student council organization. Student council is a great way to boost your resume and get college scholarships while making a positive difference in your community.



Sources

City of Ardmore. (n.d.). 2019-2020 Annual budget. <https://ardmorecity.org/223/Annual-Budget>

City of Norman. (n.d.). Budget and reports. <https://www.normanok.gov/your-government/departments/finance/budgets-and-reports>

City of Tulsa. (2020). City budget. <https://www.cityoftulsa.org/budget>

Edmond Ok. (n.d.). Budget and reports. <https://edmondok.com/302/Budget-Reports>

K20 Center. (n.d.). What? So what? Now what? Strategies. <https://learn.k20center.ou.edu/strategy/95>

My Next Move. (2020) Careers in government. <https://www.mynextmove.org/find/browse?c=93>

Oklahoma Association of Student Councils (2018). www.oascok.org

Oklahoma City. (n.d.). Parks and recreation. <https://www.okc.gov/home/showdocument?id=11588>

Oklahoma City. (n.d.). Parks and recreation. <https://www.okc.gov/home/showdocument?id=14522>

The City of Oklahoma City, Oklahoma. (2019). Comprehensive annual financial report. <https://www.okc.gov/home/showdocument?id=15800>